



Electrolux
PROFESSIONAL

**Eco Preparation
1600 mm Soaking Sink for
Dishwasher with 2 Bowls**

ITEM # _____

MODEL # _____

NAME # _____

SIS # _____

AIA # _____



132936 (EDBD1617R)

Sink Unit for Dishwasher with
2 bowls right hand drainer
500x500x250mm, 1600mm

Short Form Specification

Item No. _____

Worktop in 304 AISI stainless steel with front edge h=40mm. Rear upstand h=100mm. N.2 bowls 400x500mm. Front and side covering panels in stainless steel. Rear panel in stainless steel. Square section legs 40x40mm in stainless steel with adjustable feet. An undercounter dishwasher can be placed under the drainer.

Main Features

- Sturdiness, stability and reliability of table accurately tested.

Construction

- Constructed entirely in stainless steel to offer maximum durability.
- Bottom part of drain left free to house an undercounter dishwasher.
- Delivered in knock-down package.
- Wide range of taps are available to suit every need.
- Drainage area suitable for drying operations

Optional Accessories

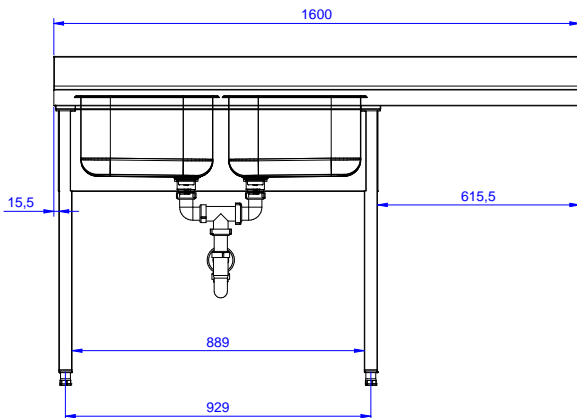
- Double plastic drain syphon PNC 850021
1,5 "
- Lower shelf for 1000 mm tables PNC 855144
and sinks and for 1600 mm
undercounter dishwasher sinks
- Set of 4 wheels (2 with brake) PNC 855150
d. 100mm for tables and sinks
(total height on wheels= 993
mm)
- 3-sided underframe for PNC 855151
1000mm tables
- Single plastic drain syphon 1,5 PNC 855306
" for work tables with bowl
- Elbow operated mixer tap with PNC 855322
spout 3/4", single hole
- Elbow operated mixer tap with PNC 855323
short spout 3/4", single hole
- Maxi reel retractable hose PNC 855327
spray unit, 6m
- Foot operated mixer tap (hot PNC 855328
and cold) with spout 3/4"

APPROVAL: _____

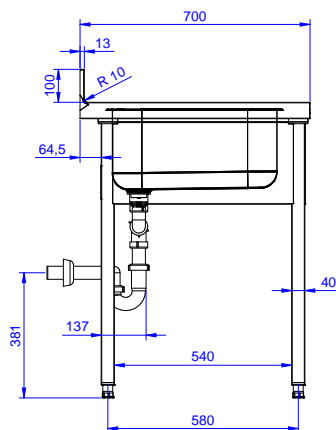


Experience the Excellence
www.electroluxprofessional.com

Front

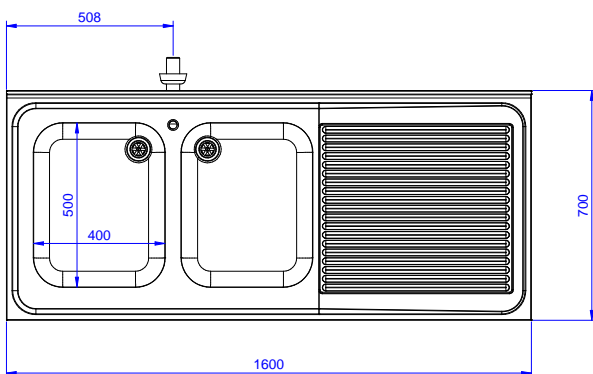


Side



D = Drain

Top


Key Information:

External dimensions, Width:	132936 (EDBD1617R)	1600 mm
External dimensions, Depth:		700 mm
External dimensions, Height:		900 mm
Upstand Dimensions, Height:		100 mm
Upstand Dimensions, Depth:		13 mm
Upstand Dimensions, Radius:		R=10
Bowls number		2
Bowl dimensions		400X500XH250
Net weight:		70 kg